
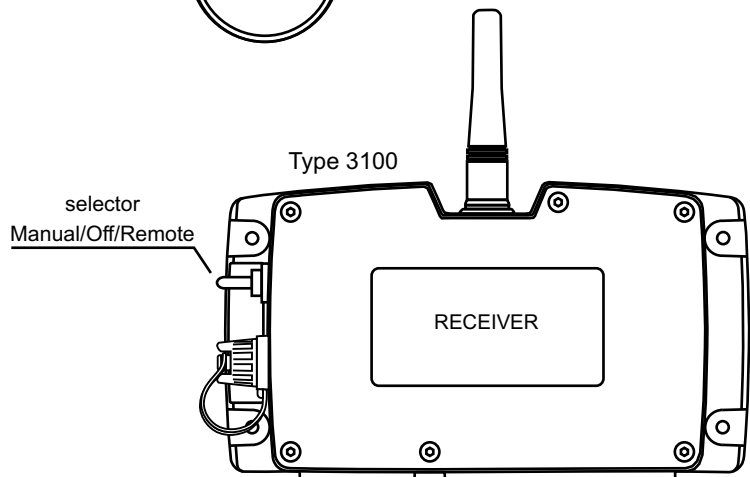
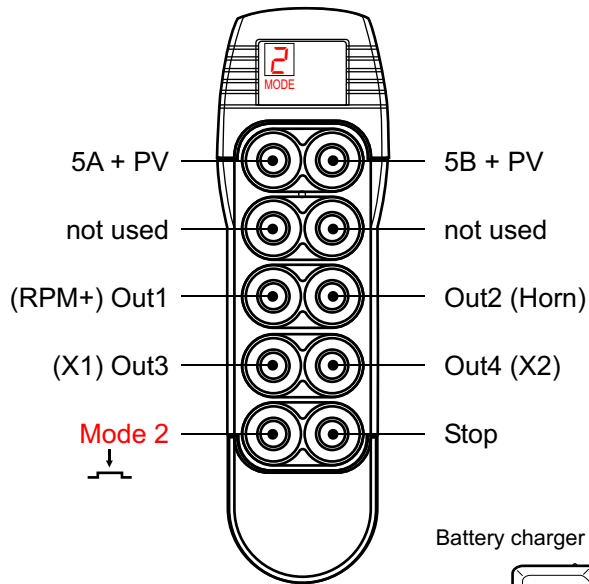
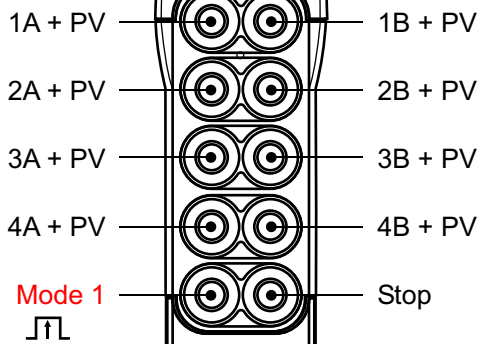



Handy Control Unit (HCU)

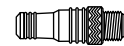
type: 47930



2 x AA size rechargeable battery



Pairing Plug p/n: 48118



Proportional valve PV

POWER SUPPLY  
1 = Positive (+)  
2 = Negative (-)

Bypass (Dump Valve)

- 1 → Ex1.1 - Out1 (RPM+)
- 2 → Ex1.2 - Out2 (Horn)
- 3 → Ex1.3 - Out3 (X1)
- 4 → Ex1.4 - Out4 (X2)
- 5 → Ex1.5 - SET2 selection ←
- 6 → Ex1.6 - positive in REMOTE
- Y/G → Ex1.7 - Negative

When the SET2 (reduced speed) is not used keep connected the wire Ex1.5 to positive (Ex1.6).

Directional ON/OFF outputs with Amp jpt. connectors (Functions from 1 to 5: I<sub>max</sub> 2.3A; Function 6: I<sub>max</sub> 1.8A)

SW: Vedi tabella Template (FW per UC: 5.26 o sup.)

In **MODE 1** each pushbutton and in **MODE 2** only the 1st and 2nd couple of pushbutton, commands at the same time:  
 - the ON/OFF directional output  
 - the DV (Bypass) output  
 - the proportional PWM output PV

Only one manoeuvre is allowed at a time.  
 Each function can have a different calibration.

<b>FABERCOM</b>	CODICE: <b>PR4UBM16P (12V)</b> <b>PR4UBM26P (24V)</b>
	DESC: Scanreco RC400 G4 radio remote control for monofunction system with 6 on/off and one proportional valves
FILE: ...Radio_ScanrecoG4\Produzione\Handy\PR4UBMx6P_ie.cdr	
DATA: 23/04/15	FOGLIO 1 DI 2

Connector K7 (DV)	Description
K7.1	24Vdc
K7.2	GND
K7.3	DV+
K7.4	DV GND

} Power supply cable

} bypass (DV) cable

Connector K4	Description
K4.1	Out1 (RPM+)
K4.2	Out2 (Horn)
K4.3	Out3 (X1-Start)
K4.4	Out4 (X2-Stop)
K4.5	Out5 (Funct. 6A)
K4.6	Out6 (Funct. 6B)
K4.7	GND
K4.8	Din 1 (set2)
K4.9	Din 2 (set3)
K4.10	Din 3
K4.11	+Vdc

6A.1

6B.1

6A.2+6B.2

Collegare insieme

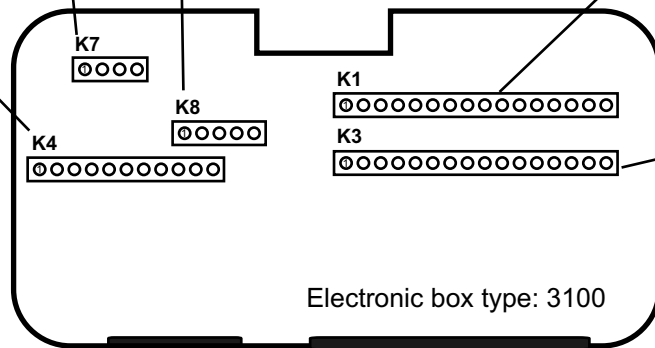
conn. K8	Description
K8.1	CAN-H
K8.2	CAN-L
K8.3	GND
K8.4	CAN-H
K8.5	CAN-L

	Connector K1	Description
Function no.1	K1.1	PWM 1a
	K1.2	GND
	K1.3	PWM 1b
Function no.2	K1.4	GND
	K1.5	PWM 2a
	K1.6	GND
Function no.3	K1.7	PWM 2b
	K1.8	GND
	K1.9	PWM 3a
Function no.4	K1.10	GND
	K1.11	PWM 3b
	K1.12	GND
	K1.13	PWM 4a
	K1.14	GND
	K1.15	PWM 4b
	K1.16	GND

	Connector K3	Description
Function no.5	K3.1	PWM 5a
	K3.2	GND
	K3.3	PWM 5b
Function no.6	K3.4	GND
	K3.5	PWM 6a
	K3.6	GND
	K3.7	-
	K3.8	-
	K3.9	-
	K3.10	-
	K3.11	-
	K3.12	-
	K3.13	-
	K3.14	-
	K3.15	-
	K3.16	-

P.1

P.2



<b>FABERCOM</b>	CODICE: <b>PR4MBO14PS (12V)</b> <b>PR4MBO24PS (24V)</b>
DESC: Scanreco RC400 G4 radio remote control for PWM. Connections inside the central unit.	
FILE: ...Radio_Scanreco\G4\Produzione\Handy\PR4UBMx6P_ie.cdr	
DATA: 23/04/15	FOGLIO 2 DI 2